



**Novel approach in management of fall armyworm  
(*Spodoptera frugiperda* JE Smith) using virus extracts from  
larvae treated with baculovirus**

A. Mweke, I. Rwomushana, A. OKelo, D. Chacha and Belinda Luke

# Introduction

- Fall armyworm (*Spodoptera frugiperda*) is a lepidopteran pest native in tropical Americas.
- First reported in Africa in 2016 and it has since been spreading across the continent
- Feeds on more than 350 plant species including maize, sorghum and rice
- Major contributor to food security in Africa





# Introduction cont'

- Management relies heavily on use of synthetic pesticides= undesirable effects on users, the beneficial insects and the environment and are expensive
- Biopesticides provides a suitable alternative to use of pesticides.
- Baculoviruses are virus based biopesticides that are used in management of insect pests including FAW
- They are gut poison and the larvae must ingest the virus through feeding on treated plant materials
- Depending on the ingested quantity and timing of virus ingestion the larvae will die within a few days or during the next steps of their development.

# Overall objective

- To evaluate potential of extracted from larvae treated with baculovirus in management of FAW

## Specific objectives

- ❖ Evaluate efficacy of baculovirus extracts from 25, 50,75 and 100 larvae treated with baculovirus in control of FAW
- ❖ Compare efficacy of baculovirus against baculovirus extracts in control of FAW

# Methodology-Insect Culture

FAW colony raised in lab using maize seedlings

FAW larvae (1<sup>st</sup>-6<sup>th</sup> instars) were used in bioassays

Bioassays were split into 2 (1<sup>st</sup>-3<sup>rd</sup> instars and 4<sup>th</sup>-6<sup>th</sup> instars)

20 FAW larvae used per replicate

Each treatment was replicated 3 times



# Methodology cont'-Treatments

There were 5 treatments:  
suspensions extracted from-

- 25 larvae
- 50 larvae
- 75 larvae
- 100 larvae
- Baculovirus (positive control)
- Untreated maize leaves (negative control)



# Methodology-Inoculum preparation

- Prior to bioassay FAW larvae were treated with baculovirus by suspending 6 $\mu$ l of baculovirus in 200ml of water
- Maize seedlings cut from the base were immersed in the solution and left for 10 minutes
- The seedlings were then air dried to remove excess moisture
- Transferred to aerated containers
- Mortality was recorded for 7 days

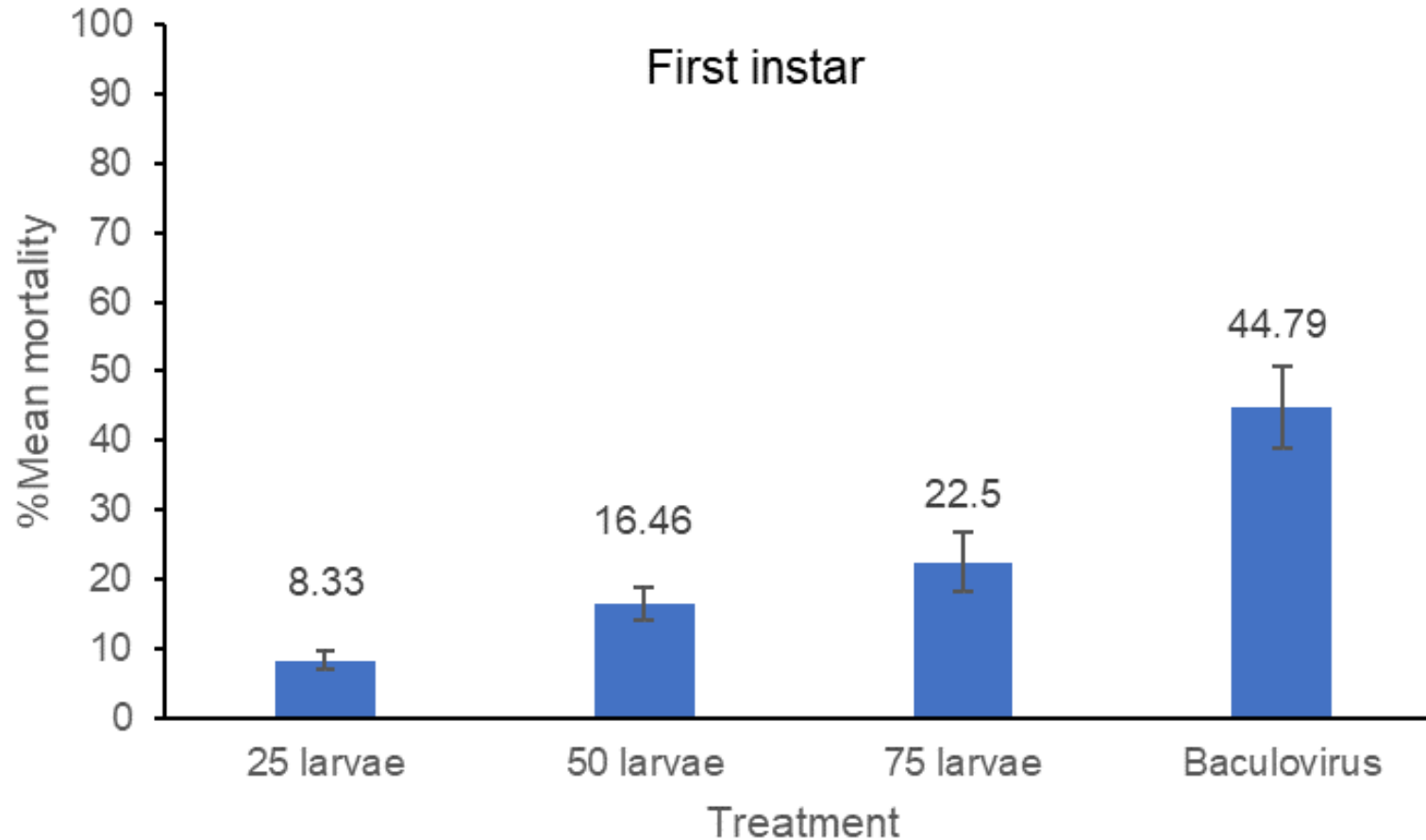


# Methodology cont'-bioassay

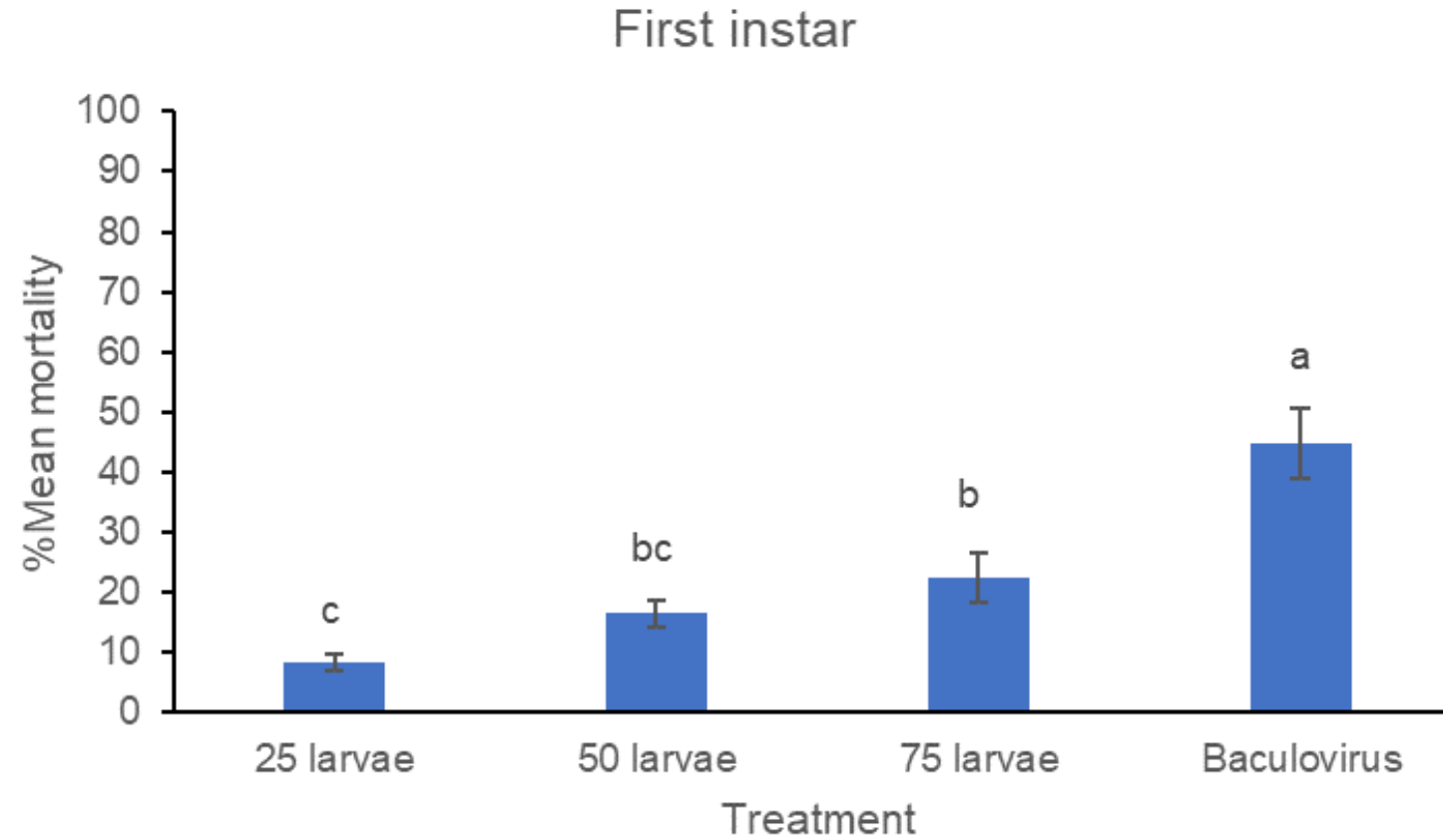




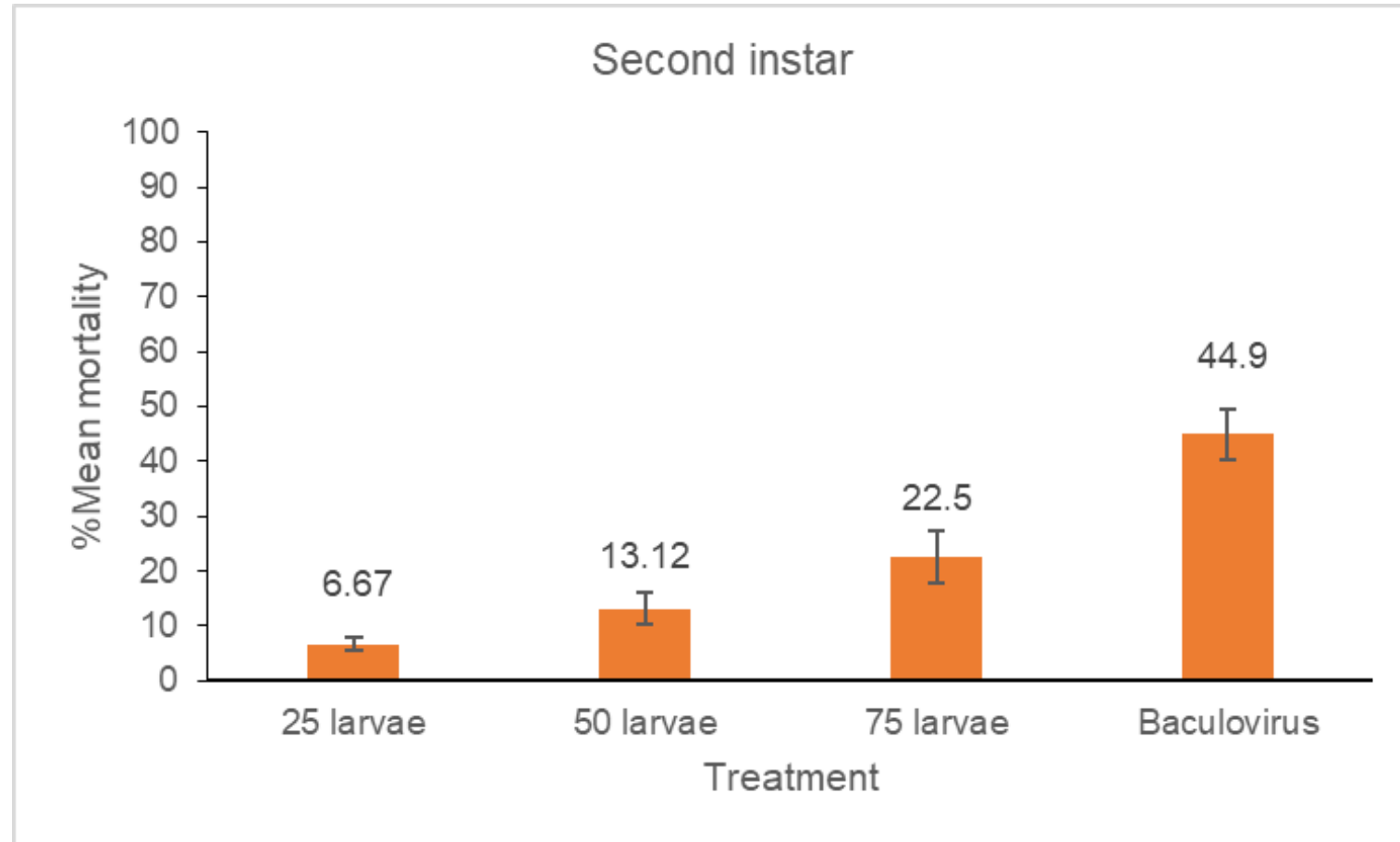
# Results-Mean mortality



# Results-Mean mortality

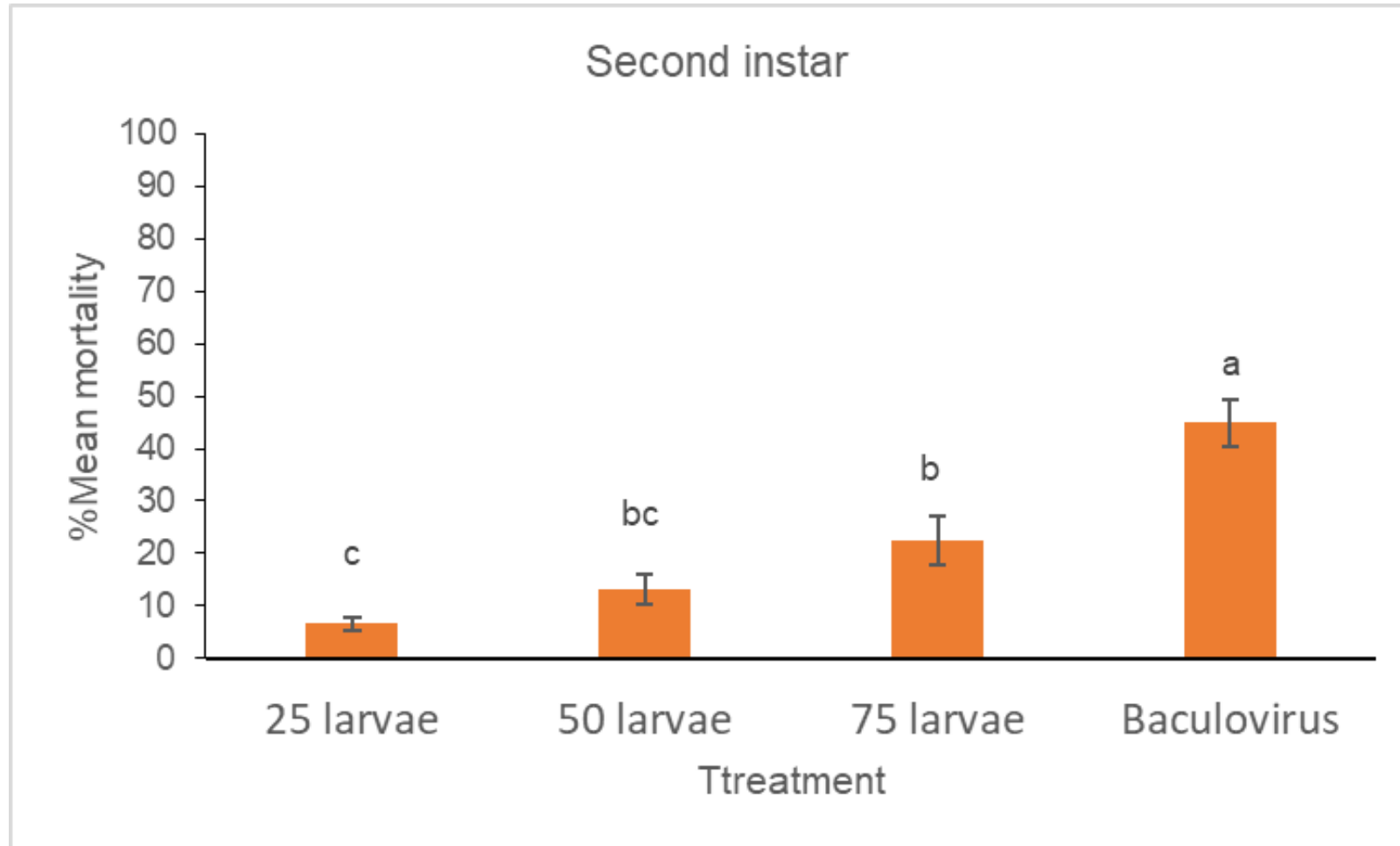


# Results-Mean mortality

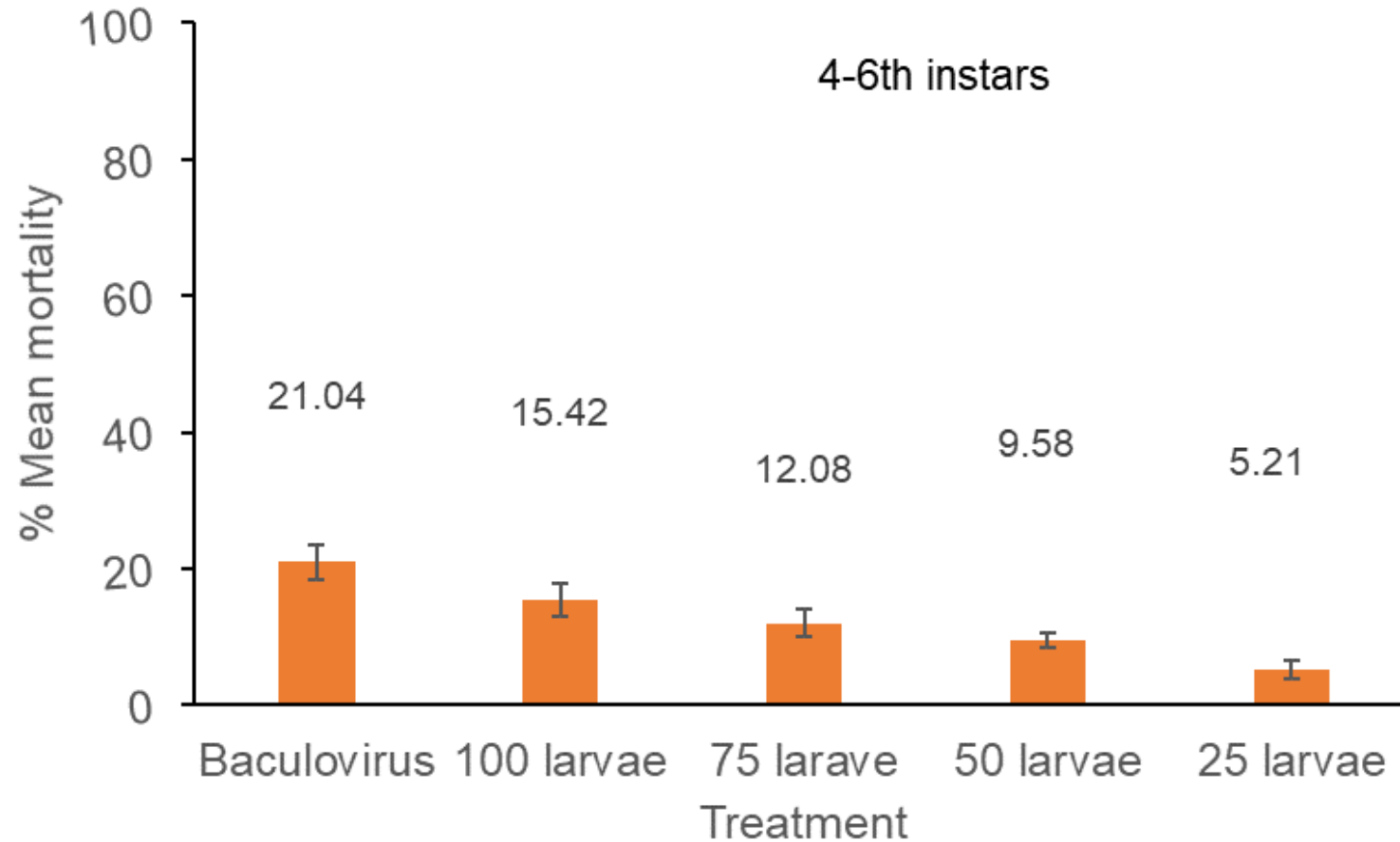




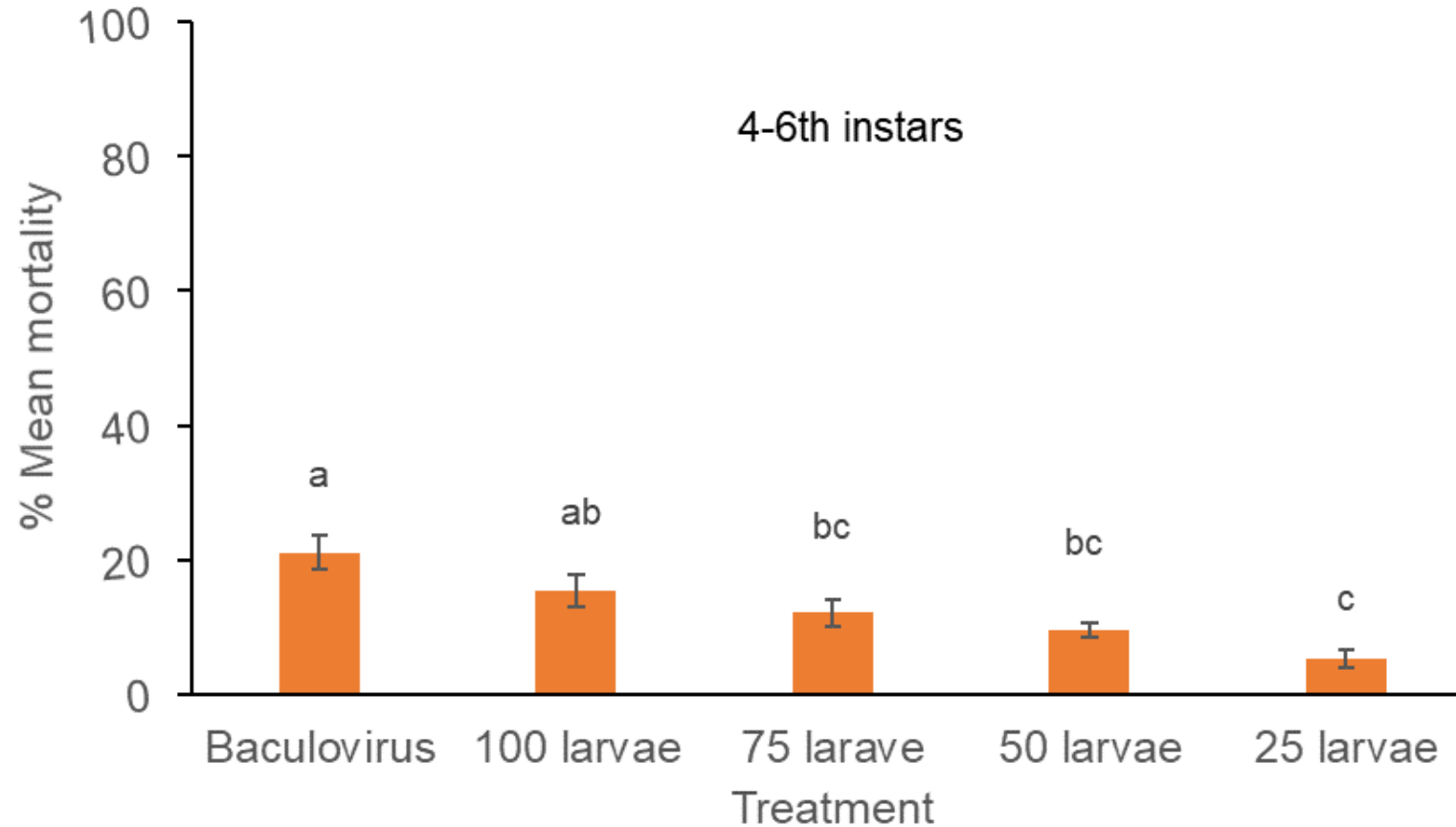
# Results-Mean mortality



# Results-Mean mortality



# Results-Mean mortality





# Key findings

- The treatments induced higher mortality on the first and second instars compared to 4-6<sup>th</sup> instars.
- Baculovirus induced higher mortalities on both 1<sup>st</sup> and 2<sup>nd</sup> instars compared to the other treatments though it is below 50% of the bioassayed insects.
- Targeting 1<sup>st</sup> -2<sup>nd</sup> instars could produce better FAW control using the baculovirus and the virus extracts

# Conclusion

- The virus extracts from treated larvae have potential to control FAW
- Proper timing of the FAW developmental stages is key to successful management
- Use of the virus extracts from treated larvae could save farmers money since they need to buy the baculovirus once and use treated larvae extracts for subsequent treatments

# Recommendations

- Need for evaluation of effect of storage time of virus extracts before application
- Need for evaluation of effect of baculovirus treatment on development and fecundity of FAW larvae



# Thank you

